



Vipin Gupta, MD
Mayuri Gupta, MD
Linoj Panicker, DO
Claire Jeanty, APRN
Donna Rodriguez, PA-C
Rebecca Green, PA-C
Danile Mijares, PA-C

Board Certified in Gastroenterology and Hepatology

5340 N Federal Hwy, Suite 110
Lighthouse Point, FL 33064
Phone: 954-428-2480
Fax: 954-428-2904

1500 N University Drive Ste 100
Coral Springs, Florida 33071
Phone: 954-428-2480
Fax: 954-757-4003

INSTRUCTIONS FOR ENDOSCOPIC ULTRASONOGRAPHY (EUS)

Patient Name: _____ Procedure Facility: _____

Procedure Date: _____ Estimate Arrival Time: _____

Facility: NorthWest Medical Center Phone: (954) 974-0400

Follow up Appointment: Date: _____ Time: _____
_____ Coral Springs office _____ Lighthouse Point Office

What is EUS?

Endoscopic ultrasonography (EUS) allows your doctor to examine your esophageal and stomach linings as well as the walls of your upper and lower gastrointestinal tract. The upper tract consists of the esophagus, stomach and duodenum; the lower tract includes your colon and rectum. EUS is also used to study other organs that are near the gastrointestinal tract, including the lungs, liver, gall bladder and pancreas.

Endoscopists are highly trained specialists who welcome your questions regarding their credentials, training and experience. Your endoscopist will use a thin, flexible tube called an endoscope that has a built-in miniature ultrasound probe. Your doctor will pass the endoscope through your mouth or anus to the area to be examined. Your doctor then will use the ultrasound to use sound waves to create visual images of the digestive tract.

Five to Seven Days before Your Procedure

- Do **NOT** take any aspirin, products containing aspirin, non-steroidal anti-inflammatory/NSAIDS (e.g. Aleve, Motrin, ibuprofen, naproxen), COX-2 Inhibitors (e.g. Celebrex), Pentoxifylline (Trental), Nabumetone (Relafen)

Board Certified in Gastroenterology and Hepatology

- Do **NOT** take iron supplements, vitamins or herbal supplements.
- Do **NOT** take clopidogril (Plavix), dipyridamole (Aggrenox, Persantine), or warfarin (Couinadin).

If you cannot stop taking these medications, please discuss this with your provider.

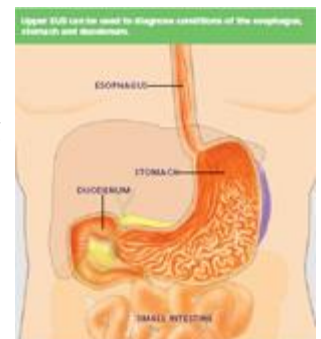
- Note: Acetaminophen products (e.g. Tylenol) are safe to use before your procedure.
- Arrange for transportation as you will not be allowed to drive after the procedure.

Day of EUS

- Do **NOT** eat or drink anything after midnight (minimum of 8 hours before your procedure). If you must take your medication, you may take it with a few small sips of water.
- If you are **DIABETIC**, do not take your medication the morning of the procedure. If you must take your medication, take only half of your regular dose. Continue to check your blood sugars as you normally do.
- You may brush your teeth.
- Please arrive at the facility on time.
- You should not wear jewelry to the procedure.
- You will not be allowed to drive home. You may have a relative or friend drive you home. You may also go home in a taxi or by bus and must always be accompanied even upon arrival home.

What are the possible complications of EUS?

Although complications can occur, they are rare when doctors with specialized training and experience perform the EUS examination. Bleeding might occur at a biopsy site, but it's usually minimal and rarely requires follow-up. You might have a slight sore throat for a day or so. Nonprescription anesthetic type throat lozenges help soothe a sore throat.





Vipin Gupta, MD
Mayuri Gupta, MD
Linoj Panicker, DO
Claire Jeanty, APRN
Donna Rodriguez, PA-C
Donna Rodriguez, PA-C
Rebecca Green, PA-C
Danile Mijares, PA-C

Board Certified in Gastroenterology and Hepatology

Other potential but uncommon risks of EUS include a reaction to the sedatives used, aspiration of stomach contents into your lungs, infection, and complications from heart or lung diseases. One major but very uncommon complication of EUS is perforation. This is a tear through the lining of the intestine that might require surgery to repair.

The possibility of complications increases slightly if a needle biopsy is performed during the EUS examination, including an increased risk of pancreatitis or infection. These risks must be balanced against the potential benefits of the procedure and the risks of alternative approaches to the condition.

Please ensure you have a follow up appointment to discuss the test results with your provider. Feel free to call our office with any questions or concerns. Good luck!

A minimum of 48 hours notice is required for cancellations for all procedures and office visits.

List of Aspirin or Aspirin Related Drugs

4-Way Cold Tablets	Children's Motrin Suspension	Ketrolac Tablets	Piroxicam Capsules
Adprin - B Tablets	Clinoril Tablets	Ketoprofen Capsules	Ponstel Capsules
A.S.A. Enseals	Congesprin	Lanorinal Tablets	Presalin Tablets
A.S.A. Tablets	Cope Tablets	Lodine Capsules /Tablets	Relafen Tablets
Aches-N Pain Tablets	Coricidin	LodineXL	Robaxisal Tablets
Advil	Coumadin	Lortab	Rufen Tablets
Alcohol	Darvon Compound Pulvules	Magan Tablets	S-A-C
Aleve Tablets	Darvon with A.S.A. Pulvules	Magnaprin Arthritis Strength Captabs	Saleta Tablets Capsules, Saleta-200 Tablets, Saleta-400,600,800 Tablets
Alka-Seltzer Products	Darvon Compound-65	Magsal Tablets	SalFlex Tablets
Amigesic capsules	Darvon-N with A.S.A. Dasin Capsules	Mamal Capusles	Salocol Tablets
Anacin Tablets and Capsules	Daypro Tablets	Marthritic Tablets	Salsalate Tablets
Anaprox, Anaprox DS Tablets	DiFlunisal	Maximum Bayer Aspirin	Salsitabs Tablets
Anodynos Tablets	Disalcid Capsules	Measurin Tablets	Sine-Aid
Ansaid Tablets	Doan's Pills	MecloFenamate Capsules	Sine-Off
APC	Dolobid Tablets	Meclomen Capsules	SK-65 Compound Capsules
Argesic Tablets	Dristan	Medipren Tablets and Caplets	Soma
Artha-G Tablets	Duoprin-S Syrup	Menadol Tablets	Soma CMD
Arthralgen Tablets	Duradyne Tablets	Meprogesic Tablets	St. Joseph Adult Chewable Aspirin
Arthritis Bayer Timed Release Aspirin	Easprin	Micrainin Tablets	St. Joseph Cold Tablets for Children
Arthritis Pain Formula Tablets	Ecotrin Tablets	Midol 200 Tablets	St. Joseph Aspirin for Children
Arthritis Strength Buffering Tablets	Emagrin Tablets	Midol, All products	Sulindac Tablets
Arthropan Liquid	Empirin Tablets	Mobidin Tablets	Supac
Arthrotec	Empirazil	Mobigesic Tablets	Synalgos Capsules
Ascodeen	Endodan Tablets	Momentum Tablets	Synalgos-DC Capsules
Ascriptin, All products	Epromate Tablets	Motrin Tablets	Talwin Compound Tablets
Asperbuf Tablets	Equagesic Tablets	Nalfon Capsules/Tablets	Tolectin 200,600 Tablets
Aspergum [chewing gum]	Equazine M Tablets	Nalfon Pulvules	Tolectin DS Capsules
Aspirin	Etodolac	Naprosyn Tablets/Suspension	Tolmetin Tablets/Capsules
Asprimox Tablets	Excedrin Tablets and Capsules	Naproxen Tablets	Toradol Injection/Tablets
Axdone	Feldene Capsules	Neocylate Tablets	Trendar Tablets
Axotal Tablets	Fenoprofen Tablets	Norgesic & Norgesic Forte Tablets	Tricosal Tablets
Bayer, All products	Fiorgen PF Tablets	Norwich Extra-Strength Tablets	Tri-Pain Tablets
BC Tablets and Powder	Fiorinal Tablets	Nuprin Tablets and Caplets	Trigesic
Brufen	Fluriprofen Tablets	Orphengesic	Trigesic Tablets
Buf-Tabs	Gelpirin Tablets	Orudis Capsules	Trilisate Tablets and Liquid
Buff-A Comp No. 3 Tablets with codeine	Gensan Tablets	Oruvail Capsules	Vanquish Caplets
Buff-A Comp Tablets and Capsules	Goody's Headache Powder	Pabalate	Verin
Buffaprin Tablets	Halfprin Tablets	Pabalate-SF Tablets	Voltaren Tablets
Bufferin, All products	Haltran Tablets	PAC Tablets	Zactin
Buffets II Tablets	Ibu-Tab Tablets	Pamprin-IB Tablets	Zorprin Tablets
Buffex Tablets	Ibuprin Tablets	Pepto-Bismol Tablets and Suspension	
Buffinol Tablets	Ibuprohm Tablets and Caplets	Percodan and Percodan Demi Tablets	
Cama Arthritis Pain Relieve	Indochron E-R Capsules	Phenaphen	
CataFlam Tablets	Indocin Capsules/Suspension/Suppositories		
Cephalgesis	Indocin-SR Capsules		
Cheracol	Indomethacin Capsules		
Children Aspirin	Indomethacin Suspension		
Children's Advil Suspension	Isolyl Improved Tablets & Capsules		

Why is EUS done?

EUS provides your doctor with more information than other imaging tests by providing detailed images of your digestive tract. Your doctor can use EUS to diagnose certain conditions that may cause abdominal pain or abnormal weight loss.

EUS is also used to evaluate known abnormalities, including lumps or lesions, which were detected at a prior endoscopy or were seen on x-ray tests, such as a computed tomography (CT) scan. EUS provides a detailed image of the lump or lesion, which can help your doctor determine its origin and help treatment decisions. EUS can be used to diagnose diseases of the pancreas, bile duct and gallbladder when other tests are inconclusive or conflicting.

Why is EUS used for patients with cancer?

EUS helps your doctor determine the extent of spread of certain cancers of the digestive and respiratory systems. EUS allows your doctor to accurately assess the cancer's depth and whether it has spread to adjacent lymph glands or nearby vital structures, such as major blood

vessels. In some patients, EUS can be used to obtain a needle biopsy of a lump or lesion to help your doctor determine the proper treatment.

What can I expect during EUS?

Practices vary among doctors, but for an EUS examination of the upper gastrointestinal tract, some endoscopists spray your throat with a local anesthetic before the test begins. Most often you will receive sedatives intravenously to help you relax. You will most likely begin by lying on your left side. After you receive sedatives, your endoscopist will pass the ultrasound endoscope through your mouth, esophagus and stomach into the duodenum. The instrument does not interfere with your ability to breathe. The actual examination generally takes less than 60 minutes. Many do not recall the procedure. Most patients consider it only slightly uncomfortable, and many fall asleep during it.

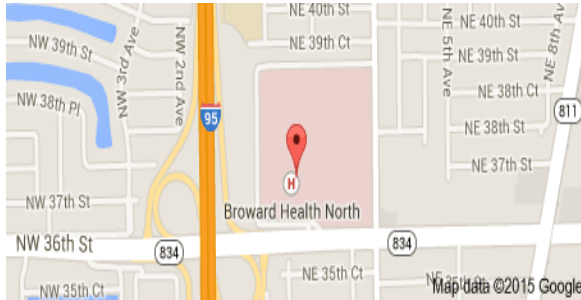
An EUS examination of the lower gastrointestinal tract can often be performed safely and comfortably without medications, but you'll receive a sedative if the examination will be prolonged or if

the doctor will examine a significant distance into the colon. You will start by lying on your left side with your back toward the doctor. Most EUS examinations of the rectum generally take less than 45 minutes. You should know that if a needle biopsy of a lesion or drainage of a cyst is performed during the EUS, then the procedure will be longer and may take up to two hours.



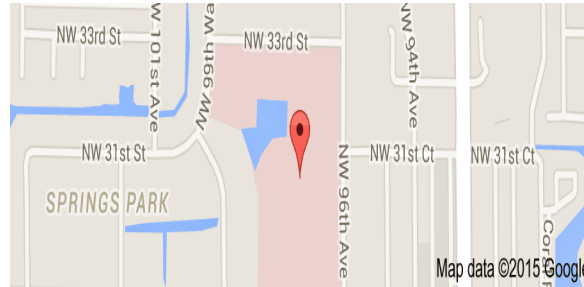
North Broward

201 East Sample Rd
Pompano Beach, FL
(954) 941-8300



Coral Springs Medical Center

3000 NW 96th Ave
Coral Springs, FL 33065
(954) 344-3000



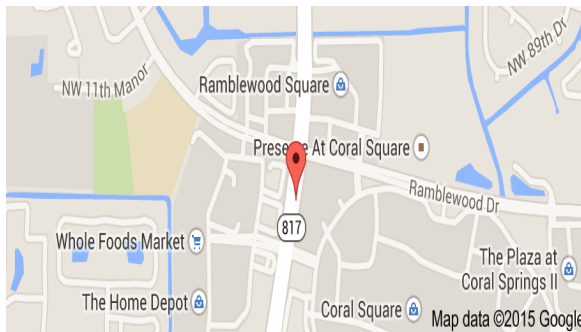
Broward General Medical Center

1600 S Andrews Ave
Fort Lauderdale, FL 33316
(954) 355-4400



Surgery Center at Coral Springs

967 North University Drive
Coral Springs, FL 33071
(954) 509-1367



Northwest Medical Center

2801 N State Rd 7
Margate, FL 33063
(954) 974-0400



Boca Outpatient Surgical Center

501 Glades Road
Boca Raton, FL 33432
(561) 367-6090

